

## Punch machines BS MULTI

### Automatic cut, punch, hole-punch and perforating machine for inline or standalone operation.

- ▶ The BS MULTI punch machine opens up a broad spectrum of subsequent finishing possibilities for folded, stitched and perfect-bound products.
- ▶ Booklets, advertising supplements, instruction manuals, package inserts and calendars are typical products that can be produced in one-up or multiple-up mode.
- ▶ Inline configuration with a saddle stitcher or folding machine is the most efficient way of carrying out multiple operations such as cutting, punching, perforating, hole-punching and shape punching in one operation.


#### BS MULTI inline production with saddle stitcher



#### BS MULTI inline production with folding machine



#### BS MULTI offline production with feeder



## BS MULTI 450 / \*750 Servo

>> Capacity: 10'500 cycles/h



### Technical details

Capacity	max. 10'500 cycles/h (depending on paper format and quality)
Motor	servomotor, 3,5 kW
Infeed	adjustable belt transfer with lower and upper belts / length 900 or 450 mm
Infeed swivel area	900 mm length: 540 - 940 mm / 450 mm length: 760 - 940 mm
Max. working width	450 mm / *680 mm
Format min./max.	see separate data sheet format sizes
Max. product thickness	perforation up to 2 mm, filing-hole punching up to 5 mm, cutting up to 5 mm, die-cutting up to 2 mm (depending on paper format and quality)
Product alignment	stop- and side adjustment elements, pneumatically operated, air supply 6 bars required by customer, ISO 8573-1:2010 7/4/4
Timing control	pulse-independent by photo cell
Tool attachment	attachment for filing-hole punching- and cutting tools, profile insert for perforating-tools, attachment for die-cutting-tools
Space requirement	approx. 1'800 mm or 1'350 mm x 1'100 mm / *1'200 mm
Weight	approx. 800 kg / *900 kg
Power supply	3 x 400VAC / N / PE 50/60Hz / 32A
Fuse	32A
Control voltage	24VDC
Electrical capacity	6kW

## BS MULTI 450 / \*750 Servo plus

>> Capacity: 12'500 cycles/h




### Technical details

Capacity	max. 12'500 cycles/h (depending on paper format and quality)
Motor	high-end servomotor, 5 kW
Infeed	adjustable belt transfer with lower and upper belts, length 900 or 450 mm
Infeed swivel area	900 mm length: 540 - 940 mm / 450 mm length: 760 - 940 mm
Max. working width	450 mm / *680 mm
Format min./max.	see separate data sheet format sizes
Max. product thickness	perforation up to 2 mm, filing-hole punching up to 5 mm, cutting up to 5 mm, die-cutting up to 4 mm (depending on paper format and quality)
Product alignment	stop- and side adjustment elements, pneumatically operated, air supply 6 bars required by customer, ISO 8573-1:2010 7/4/4
Timing control	pulse-independent by photo cell
Tool attachment	attachment for filing-hole punching and cutting tools, profile insert for perforating-tools, attachment for die-cutting-tools
Space requirement	approx. 1800 or 1'350 mm x 1'100 mm / *1'200 mm
Weight	approx. 800 kg / *900 kg
Power supply	3 x 400VAC / N / PE 50/60Hz / 32A
Fuse	32A
Control voltage	24VDC
Electrical capacity	7,5kW

## Integrated Front Cut Equipment

to punch machines

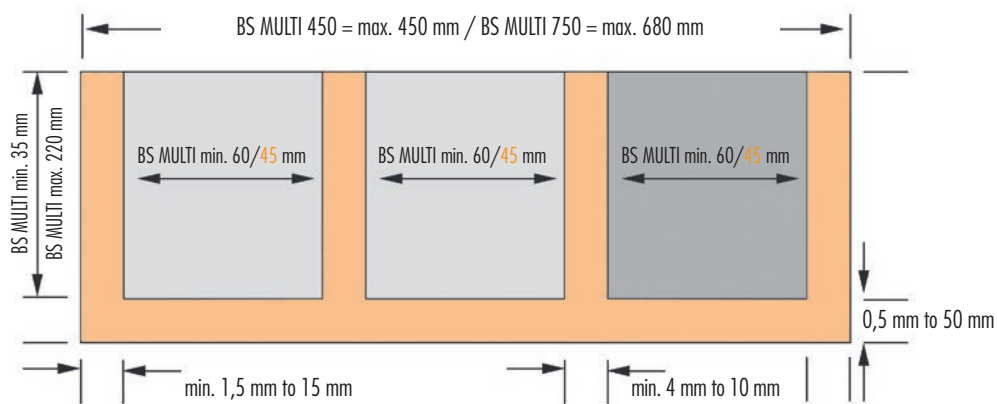
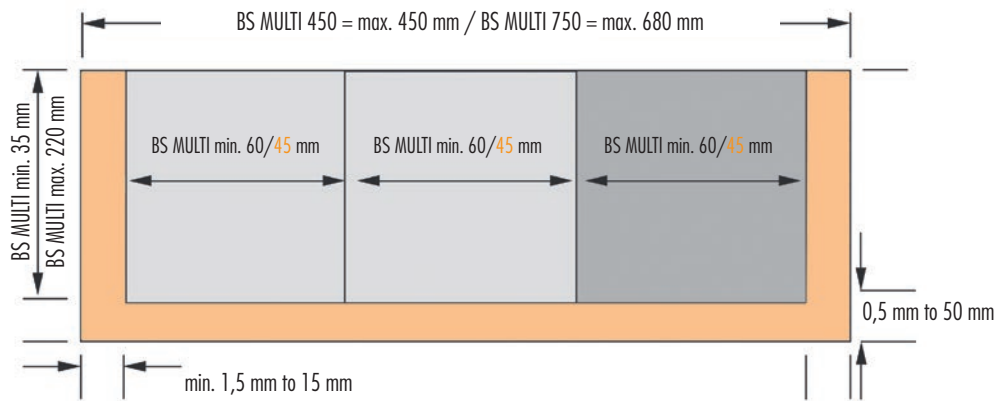
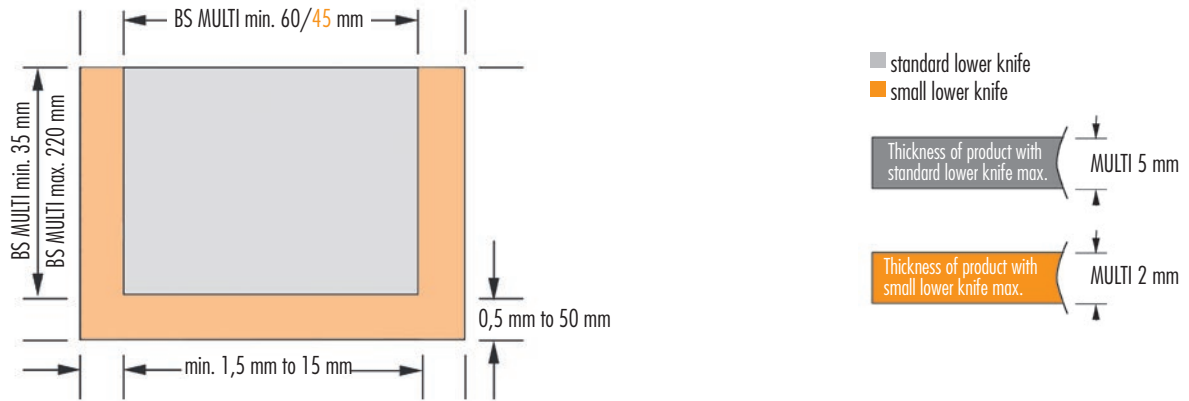
BS MULTI 450 / \*750 Servo



### Technical details

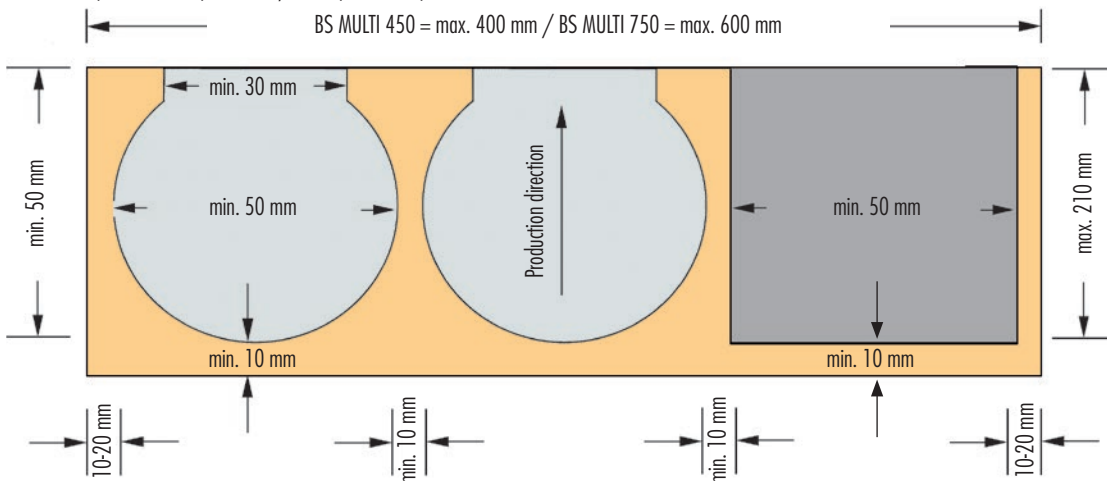
Capacity	max. 8'000 AT/h up to 2,5 mm product thickness up to 7'000 AT/h with 2,5 - 3 mm product thickness
Motor	Servomotor, 2,0 kW
Infeed	adjustable belt transfer with bottom and head belts length 1'300 mm, Feed adjustability 540 to 940 mm
Working width	max. 450 mm / min. 45 mm (BSM 450 and 750!)
Product thickness max.	Cutting 3 mm (depending on paper format and quality)
Product length	max. 320 mm / min. 35 mm
Cut-off length	1 - 50 mm
Front cut equipment	with upper and lower knife
Product alignment	stop- and side adjustment elements, pneumatically operated, air supply 6 bars required by customer, ISO 8573-1:2010 7/4/4
Air consumption	Front cut equipment approx. 550 L/min by 8'000 AT/h
Weight	approx. 290 kg

## BSM 450 / 750 Format sizes by using upper and lower knives



## BSM 450 / 750 Format sizes by using die-cutting-tools


Thickness of product max. up to 2 mm / Servo plus max. up to 4 mm



## Feeder systems

### Drum feeder TA 15 / \*TA 20

>> Capacity: 3'000 - 15'000 sheets/h  
\*20'000 sheets/h



#### Technical details

Capacity	3'000 - 15'000 sheets/h / *20'000 sheets/h
Format min.	75 x 148 mm
Format max.	310 x 430 mm
Product thickness	max. 5 mm
Pressure vacuum pump	25 m <sup>3</sup>
Feeding height	1'050 - 1'390 mm / *960 mm
Exit height TA 15	adjustable by forklift min. 710 mm, max. 1'050 mm
Exit height TA 20	840 mm
Exit extension	250 mm
Deposit table	behind
Fixing cotter	for staple
Space requirement	approx. 1'300 x 700 mm / *1'300 x 700 mm
Weight	approx. 300 kg / *340 kg
Power supply	3 x 400VAC / N / PE 50/60Hz / 16A
Fuse	16A
Control voltage	24VDC
Electrical capacity	5kW
Power	0,75 kW
Vacuum pump	1,5 kW

## Delivery systems

### Stream delivery SAB 550 / \*750



#### Technical details

Working width	max. 550 mm / *750 mm
Height adjustment	motor driven, 690 - 950 mm
Feed	with round belts
Speed	20 - 200 m/min, adjustable
Stream belt	40 mm lowerable to infeed
Stream belt length	1'050 mm / optional 2'000 mm
Upper belts	8 units, 35 mm, driven
Overlap	10 - 100 mm
Counter	preselection and sum counter, scale of 0 - 40 mm or jump feed, adjustable, performance indicator
Space requirement	approx. 2'050 x 800 mm / *1'050 mm (L x B)
Weight	approx. 300 kg / *350 kg
Power supply	3 x 400VAC / N / PE 50/60Hz / 16A
Fuse	16A
Control voltage	24VDC
Electrical capacity	1,2kW
Power	2 x 0,37 kW
Lift motor	0,25 kW

### Stream delivery SAB 550 ECO



#### Technical details

Working width	max. 550 mm
Infeed height	940 mm
Height adjustment	fixed, adjustable to BSR 550 Servo rotary die-cutter
Stream belt	lowerable to 40 mm to the infeed
Upper belts	8 units, 35 mm, driven
Overlap	10 - 100 mm
Stream belt length	2'050 mm
Collector board	380 mm
Space requirement	approx. 2'500 mm x 800 mm (L x B)
Weight	approx. 250 kg
Power supply	3 x 400VAC / N / PE 50/60Hz / 16A
Fuse	16A
Control voltage	24VDC
Electrical capacity	0,4kW